




Hand-Print  
.co.uk

Making printed coasters and fridge magnets is fun. Why not add them to your tea towel order?



As the instructions are the same as tea towels, we can use the same pictures for both.

Instructions for Infants and Juniors

- Either use a roll of address labels or our 'Holding Hands' templates.
- Use strong colours..not pencil or Biro
- Make each drawing and name bold

Address Labels or Holding Hands template



Instructions for Nursery aged children

- Use 1/4 A4 white paper for drawings and hand/foot prints.
- Use strong colours for names and drawings..not pencil or Biro

1/4 A4 White Paper

What Next...

- Fill in the order form
- Send or email your order and pictures to Hand Print
- We will email some examples of the layout for you to approve.



Coaster



Coaster



Magnet



Magnet

School Name \_\_\_\_\_ Date \_\_\_\_\_

Contact Name \_\_\_\_\_ Signature \_\_\_\_\_

Address \_\_\_\_\_

Postcode \_\_\_\_\_ Mobile Contact No. \_\_\_\_\_

Email Address \_\_\_\_\_

Invoice Email Address (if different) \_\_\_\_\_

Delivery Address (if different) \_\_\_\_\_ Parcels will need to be signed for.

Contact/School Name \_\_\_\_\_

Address \_\_\_\_\_

Postcode \_\_\_\_\_

Payment - Full payment is required before goods are despatched.

Cheque Payment - Please make cheques payable to 'Hand Print Kernow Limited'

I wish to pay by:  Bacs  Card  Cheque (Tick Choice)

Hand Print Kernow Ltd., Lighthouse Hill, Portreath, Redruth, Cornwall. TR16 4LH

www.hand-print.co.uk

mail@hand-print.co.uk

01209 842614

07795192193

Call us if you need help.



Hand-Print  
.co.uk



I think I need a nap.













Item Code: \_\_\_\_\_ Print Colour \_\_\_\_\_

Quantity	Child's Name
1	
2	
3	
4	
5	
6	
7	
8	
9	
10	
11	
12	
13	
14	
15	
16	
17	
18	
19	
20	
21	
22	
23	
24	

Call us if you need help.













**For extra items please duplicate this page.**

# Holding Hands Skirts and Dresses



Cut up the designs so that the children can draw themselves and add their names.

# Holding Hands Shorts and Trousers



Cut up the designs so that the children can draw themselves and add their names.