




Hand-Print
.co.uk

Making printed coasters and fridge magnets is fun. Why not add them to your tea towel order?



As the instructions are the same as tea towels, we can use the same pictures for both.

Instructions for Infants and Juniors

- Either use a roll of address labels or our 'Holding Hands' templates.
- Use a Black fibre pen..not pencil or Biro
- Make each drawing and name bold

Address Labels or Holding Hands template



Instructions for Nursery aged children

- Use 1/4 A4 white paper for drawings and hand/foot prints.
- Use a strong Black felt pen for names and drawings..not pencil or Biro

1/4 A4 White Paper

What Next...

- Fill in the order form
- Send or email your order and pictures to Hand Print
- We will email some examples of the layout for you to approve.



Coaster



Coaster



Magnet



Magnet

School Name _____ Date _____

Contact Name _____ Signature _____

Address _____

Postcode _____ Mobile Contact No. _____

Email Address _____

Invoice Email Address (if different) _____

Delivery Address (if different) _____ Parcels will need to be signed for.

Contact/School Name _____

Address _____

Postcode _____

Payment - Full payment is required before goods are despatched.

Cheque Payment - Please make cheques payable to 'Hand Print Kernow Limited'

I wish to pay by: Bacs Card Cheque (Tick Choice)

Hand Print Kernow Ltd., Lighthouse Hill, Portreath, Redruth, Cornwall. TR16 4LH

www.hand-print.co.uk

mail@hand-print.co.uk

01209 842614

07795192193

Call us if you need help.



Hand-Print
.co.uk



I think I need a nap.













Item Code: _____ Print Colour _____

Quantity	Child's Name
1	
2	
3	
4	
5	
6	
7	
8	
9	
10	
11	
12	
13	
14	
15	
16	
17	
18	
19	
20	
21	
22	
23	
24	

Call us if you need help.













For extra items please duplicate this page.

Holding Hands Skirts and Dresses



Cut up the designs so that the children can draw themselves and add their names.

Holding Hands Shorts and Trousers



Cut up the designs so that the children can draw themselves and add their names.