




Hand-Print
.co.uk

Making printed mugs is fun. Why not add them to your tea towel order?



Harry H

Address Labels or Holding Hands template



Helen B.

Mark L.

As the instructions are the same as tea towels, we can use the same pictures for both.

Instructions for Infants and Juniors

- Either use a roll of address labels or our 'Holding Hands' templates.
- Use strong colours..not pencil or Biro
- Make each drawing and name bold

Instructions for Nursery aged children

- Use 1/4 A4 white paper for drawings and hand/foot prints.
- Use strong colours for names and drawings..not pencil or Biro

What Next...

- Fill in the order form
- Send or email your order and pictures to Hand Print
- We will email some examples of the layout for you to approve.



Alfie R.

1/4 A4 White Paper

Mug Order Form

Individual Mugs

Tick one

Group Mugs

White Mugs

or

Mug Colour

Total Quantity

School Name _____ Date _____

Contact Name _____ Signature _____

Address _____

Postcode _____ Mobile Contact No. _____

Email Address _____

Invoice Email Address (if different) _____

Delivery Address (if different) _____ Parcels will need to be signed for.

Contact/School Name _____

Address _____

Postcode _____

Payment - Full payment is required before goods are despatched.

Cheque Payment - Please make cheques payable to 'Hand Print Kernow Limited'

I wish to pay by: Bacs Card Cheque (Tick Choice)

Hand Print Kernow Ltd., Lighthouse Hill, Portreath, Redruth, Cornwall. TR16 4LH

www.hand-print.co.uk

mail@hand-print.co.uk

01209 842614

07795192193

Call us if you need help.



Hand-Print
.co.uk



I think I need a nap.

Individual Mug Order form only.













Item Colour: _____ Print Colour _____

Quantity	Child's Name
1	
2	
3	
4	
5	
6	
7	
8	
9	
10	
11	
12	
13	
14	
15	
16	
17	
18	
19	
20	
21	
22	
23	
24	

Call us if you need help.













For extra items please duplicate this page.

Holding Hands Skirts and Dresses



Cut up the designs so that the children can draw themselves and add their names.

Holding Hands Shorts and Trousers



Cut up the designs so that the children can draw themselves and add their names.